















































32 200m Freestyle Women Heat























Official













 Entries
  Heats
  Summary

Total
 Open
 17-18 years
 13 and older

Rank	Competitor	Age	Club	RT	PTS	Result
1	 Fairweathe...	21	 North Shore...	0.77		1:57.66 Entry: 1:55.30 +2.36 50m: 27.84 100m: 57.55 (29.71) 150m: 1:27.66 (30.11) 200m: 1:57.66 (30.00)
2	 Tapper Mila...	19	 St Peter's S...	0.66		1:59.97 Entry: 1:58.97 +1.00 50m: 28.39 100m: 58.86 (30.47) 150m: 1:29.74 (30.88) 200m: 1:59.97 (30.23)
3	 Deans Caitlin	25	 Neptune S...	0.76		2:00.36 Entry: 1:59.80 +0.56 50m: 28.33 100m: 58.56 (30.23) 150m: 1:29.43 (30.87) 200m: 2:00.36 (30.93)
4	 Edwards C...	23	 North Shore...	0.67		2:01.72 Entry: 2:00.49 +1.23 50m: 28.75 100m: 59.48 (30.73) 150m: 1:30.98 (31.50) 200m: 2:01.72 (30.74)
5	 Thomas Eve	24	 Coast Swi...	0.77		2:02.08 Entry: 1:59.07 +3.01 50m: 29.31 100m: 1:00.08 (30.77) 150m: 1:31.22 (31.14) 200m: 2:02.08 (30.86)
6	 Tapper Alys...	17	 St Peter's S...	0.70		2:04.68 Entry: 2:03.19 +1.49 50m: 29.67 100m: 1:00.87 (31.20) 150m: 1:32.89 (32.02) 200m: 2:04.68 (31.79)
7	 Bennett Br...	18	 Jasi Swim ...	0.78		2:04.95 Entry: 2:03.58 +1.37 50m: 28.97 100m: 1:00.65 (31.68) 150m: 1:32.87 (32.22) 200m: 2:04.95 (32.08)
8	 Osborne S...	19	 North Shore...	0.70		2:05.21 Entry: 2:01.62 +3.59 50m: 29.09 100m: 1:00.49 (31.40) 150m: 1:32.53 (32.04) 200m: 2:05.21 (32.68)
9	 Welsh Jesse	21	 Club 37	0.78		2:06.42 Entry: 2:03.03 +3.39 50m: 28.81 100m: 1:00.58 (31.77) 150m: 1:33.69 (33.11) 200m: 2:06.42 (32.73)
10	 Lawson Aly...	15	 Hamilton Aq...	0.76		2:06.52 Entry: 2:05.65 +0.87 50m: 28.97 100m: 1:00.88 (31.91)

	150m: 1:34.03 (33.15)	200m: 2:06.52 (32.49)			
11	 Abdou Hanna	18  Wharenui S...	0.82	2:07.31	Entry: 2:05.37 +1.94
	50m: 30.04 150m: 1:35.21 (32.89)	100m: 1:02.32 (32.28) 200m: 2:07.31 (32.10)			
12	 Asiata Dani...	18  Howick Pak...	0.65	2:08.49	Entry: 2:08.88 -0.39
	50m: 29.21 150m: 1:34.92 (33.22)	100m: 1:01.70 (32.49) 200m: 2:08.49 (33.57)			
13	 McEwan Ta...	19  Mt Maunga...	0.70	2:09.10	Entry: 2:07.49 +1.61
	50m: 29.68 150m: 1:35.96 (33.76)	100m: 1:02.20 (32.52) 200m: 2:09.10 (33.14)			
14	 Allan Eva	19  Club 37	0.73	2:09.49	Entry: 2:06.46 +3.03
	50m: 30.02 150m: 1:36.30 (33.46)	100m: 1:02.84 (32.82) 200m: 2:09.49 (33.19)			
15	 Macdonald ...	17  Hamilton Aq...	0.71	2:09.51	Entry: 2:08.96 +0.55
	50m: 29.72 150m: 1:35.72 (33.74)	100m: 1:01.98 (32.26) 200m: 2:09.51 (33.79)			
16	 Hay Sophie	18  Hamilton Aq...	0.75	2:09.68	Entry: 2:09.22 +0.46
	50m: 30.29 150m: 1:36.56 (33.61)	100m: 1:02.95 (32.66) 200m: 2:09.68 (33.12)			
17	 Buisinne ...	17  North Shore...	0.78	2:09.72	Entry: 2:09.76 -0.04
	50m: 30.04 150m: 1:36.54 (33.74)	100m: 1:02.80 (32.76) 200m: 2:09.72 (33.18)			
18	 Whineray T...	20  North Shore...	0.78	2:10.11	Entry: 2:10.55 -0.44
	50m: 29.93 150m: 1:36.21 (33.54)	100m: 1:02.67 (32.74) 200m: 2:10.11 (33.90)			
19	 Davoren Is...	17  Mt Maunga...	0.74	2:10.58	Entry: 2:11.01 -0.43
	50m: 29.84 150m: 1:36.54 (33.95)	100m: 1:02.59 (32.75) 200m: 2:10.58 (34.04)			
20	 Bates Olivia	17  North Shore...	0.75	2:11.23	Entry: 2:12.55 -1.32
	50m: 30.85 150m: 1:38.36 (34.06)	100m: 1:04.30 (33.45) 200m: 2:11.23 (32.87)			
21	 Bonnard (V...	15  Tahiti	0.75	2:11.75	Entry: 2:11.73 +0.02
	50m: 30.46 150m: 1:37.73 (34.00)	100m: 1:03.73 (33.27) 200m: 2:11.75 (34.02)			
22	 Buisinne A...	17  North Shore...	0.75	2:11.92	Entry: 2:12.13 -0.21

	50m: 30.62 150m: 1:37.79 (34.11)	100m: 1:03.68 (33.06) 200m: 2:11.92 (34.13)			
23	 Hingston Fr...	17  United Swi...	0.78	2:12.03 Entry: 2:12.09 -0.06	
	50m: 30.21 150m: 1:37.68 (34.39)	100m: 1:03.29 (33.08) 200m: 2:12.03 (34.35)			
24	 Horton Mad...	19  Jasi Swim ...	0.74	2:12.21 Entry: 2:08.11 +4.10	
	50m: 29.96 150m: 1:38.09 (35.12)	100m: 1:02.97 (33.01) 200m: 2:12.21 (34.12)			
24	 Riley Indiana	16  Hamilton Aq...	0.73	2:12.21 Entry: 2:09.64 +2.57	
	50m: 30.33 150m: 1:38.19 (34.27)	100m: 1:03.92 (33.59) 200m: 2:12.21 (34.02)			
26	 Champion Alex	18  United Swi...	0.72	2:12.61 Entry: 2:10.69 +1.92	
	50m: 30.24 150m: 1:37.58 (34.19)	100m: 1:03.39 (33.15) 200m: 2:12.61 (35.03)			
27	 Crawford Zoe	20  Coast Swi...	0.74	2:12.88 Entry: 2:08.99 +3.89	
	50m: 29.74 150m: 1:38.41 (35.03)	100m: 1:03.38 (33.64) 200m: 2:12.88 (34.47)			
28	 Lyles Jade	14  Phoenix Aq...	0.70	2:13.17 Entry: 2:13.89 -0.72	
	50m: 30.05 150m: 1:38.34 (34.75)	100m: 1:03.59 (33.54) 200m: 2:13.17 (34.83)			
29	 Laban (V) ...	17  Howick Pak...	0.74	2:13.71 Entry: 2:11.40 +2.31	
	50m: 30.21 150m: 1:38.67 (34.91)	100m: 1:03.76 (33.55) 200m: 2:13.71 (35.04)			
30	 Jackson Sh...	17  North Cant...	0.70	2:13.94 Entry: 2:14.18 -0.24	
	50m: 31.44 150m: 1:40.33 (34.57)	100m: 1:05.76 (34.32) 200m: 2:13.94 (33.61)			
31	 Yamagami ...	16  Club 37	0.73	2:14.76 Entry: 2:09.75 +5.01	
	50m: 30.56 150m: 1:38.38 (34.34)	100m: 1:04.04 (33.48) 200m: 2:14.76 (36.38)			
32	 Longmire (...)	18  Australia	0.70	2:14.99 Entry: 2:11.06 +3.93	
	50m: 30.54 150m: 1:38.94 (34.97)	100m: 1:03.97 (33.43) 200m: 2:14.99 (36.05)			
33	 Sonerson ...	18  Pirates Swi...	0.71	2:15.13 Entry: 2:17.03 -1.90	
	50m: 31.10 150m: 1:40.12 (34.69)	100m: 1:05.43 (34.33) 200m: 2:15.13 (35.01)			

34	 Scott Anabel	17	 Swim Timaru	0.79	2:15.34 Entry: 2:13.67 +1.67
	50m: 31.15 150m: 1:40.88 (35.59)		100m: 1:05.29 (34.14) 200m: 2:15.34 (34.46)		
35	 Carter Scout	17	 Ice Breaker...	0.75	2:16.03 Entry: 2:14.37 +1.66
	50m: 31.65 150m: 1:40.87 (35.21)		100m: 1:05.66 (34.01) 200m: 2:16.03 (35.16)		
36	 Carter Violet	15	 Ice Breaker...	0.76	2:16.17 Entry: 2:16.09 +0.08
	50m: 31.21 150m: 1:41.69 (35.64)		100m: 1:06.05 (34.84) 200m: 2:16.17 (34.48)		
37	 Skidmore ...	14	 Trojans Swi...	0.71	2:17.25 Entry: 2:16.43 +0.82
	50m: 30.89 150m: 1:41.67 (36.00)		100m: 1:05.67 (34.78) 200m: 2:17.25 (35.58)		
38	 Hooton Zoe	14	 North Shor...	0.64	2:19.18 Entry: 2:16.36 +2.82
	50m: 31.64 150m: 1:43.04 (36.35)		100m: 1:06.69 (35.05) 200m: 2:19.18 (36.14)		
39	 Jarrett Lani	16	 St Paul's S...	0.75	2:21.59 Entry: 2:16.80 +4.79
	50m: 32.09 150m: 1:44.16 (37.36)		100m: 1:06.80 (34.71) 200m: 2:21.59 (37.43)		